

# Financial Results for the Three Months Ended June 30, 2024



## Presentation Material

 **AVAL DATA CORPORATION**

**AVALue+**

# AVAL DATA CORPORATION

**Financial Results for the Three Months Ended June 30, 2024  
(66<sup>th</sup>)**

**[Period : April 1, 2024-June 30,2024]**

**Forecast for the year ending March 31, 2025 (66<sup>th</sup>)**

**August 9,2024**

# Financial Results for the Three Months Ended June 30, 2024(66<sup>th</sup>)

**AVAL DATA CORPORATION**

## Financial Highlights / Forecast for the Fiscal Year Ending March 31, 2025

(Millions of yen)

Amounts of less than one million yen are rounded down.

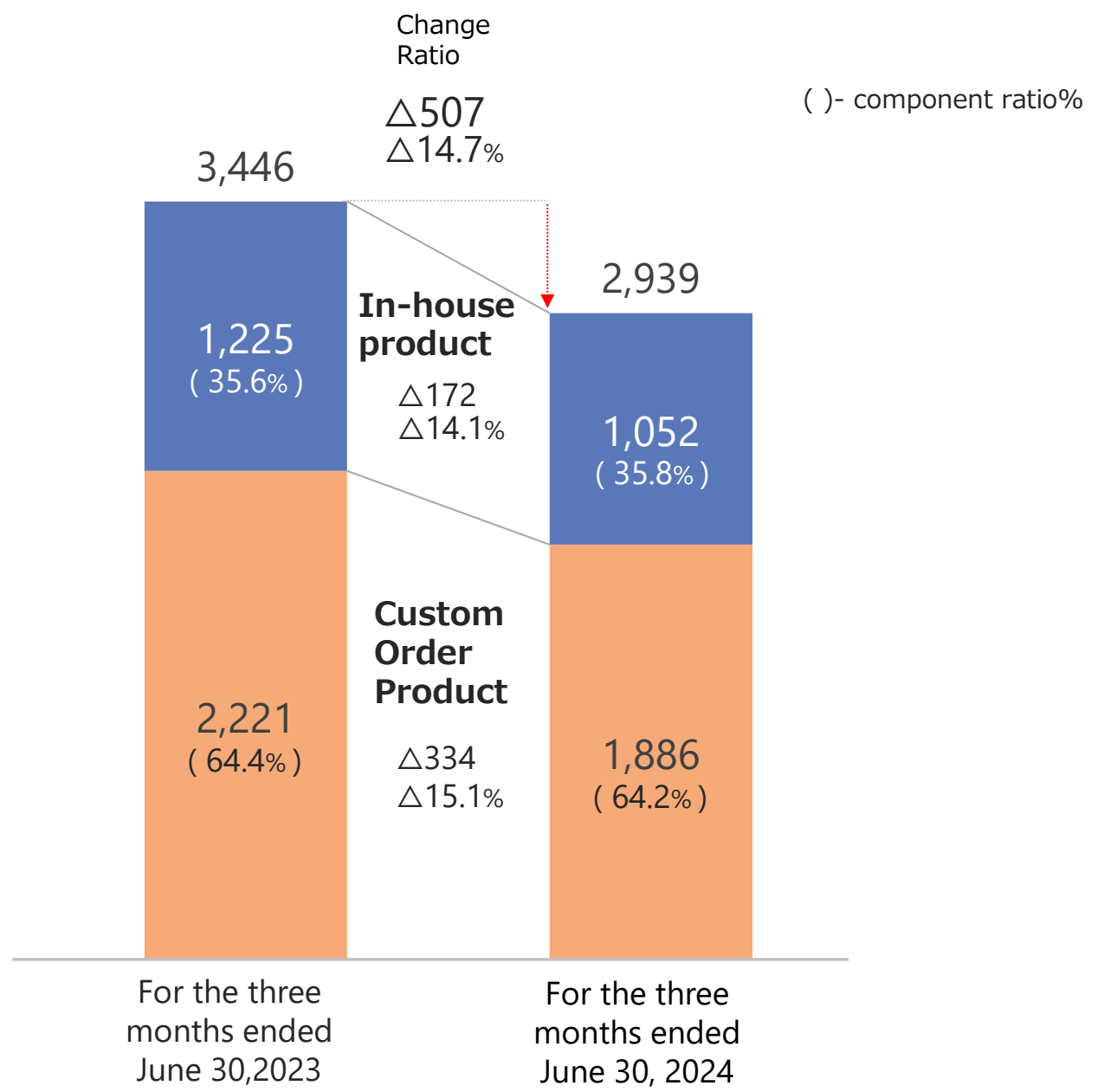
		FY2025/3 Q1 Actual (April-June,2024)		FY2025/3 Q2 Forecast (April-September,2024)		Forecast for the Fiscal Year Ending March 31,2025 (April,2024-March,2025)	
Segment	Products	Sales	Year-on-year changes	Sales	Year-on-year changes	Sales	Year-on-year changes
In-house product	Embedded module	150	△ 12.2%	210	△ 30.7%	590	△ 8.4 %
	Image processing module	365	△ 28.5%	930	△ 2.2%	1,870	△ 0.1 %
	Measuring and communication equipment	504	+ 1.0%	800	△ 17.6%	1,650	△ 9.3 %
	Others	32	△ 26.0%	30	△ 57.9%	90	△ 32.8 %
	Subtotal	1,052	△ 14.1%	1,970	△ 14.2%	4,200	△ 6.1 %
	Segment Profit	※1 291	△ 31.5%	-		-	
Custom Order Product	Semiconductor manufacturing equipment	1,579	△ 14.0%	3,380	△ 0.4%	7,460	+ 12.5 %
	Industrial control system	228	△ 10.2%	420	△ 11.1%	1,070	+ 4.3 %
	Measurement equipment	78	△ 39.5%	230	△ 5.0%	570	+ 26.7 %
	Subtotal	1,886	△ 15.1%	4,030	△ 1.9%	9,100	+ 12.2 %
	Segment Profit	※1 276	△ 33.4%	-		-	
	Net sales	2,939	△ 14.7%	6,000	△ 6.3%	13,300	+ 5.7 %
	Operating profit	379	△ 44.5%	870	△ 25.6%	2,190	+ 4.5 %
	Ordinary profit	447	△ 40.1%	940	△ 25.8%	2,285	+ 0.5 %
	Net income	311	△ 41.9%	680	△ 26.1%	1,650	△ 68.6 %

※ 1 Note: The difference between total segment profit of 567 million yen and operating profits of 379 million yen is general and administrative expenses.(187million yen)

# Financial Results for the Three Months Ended June 30, 2024

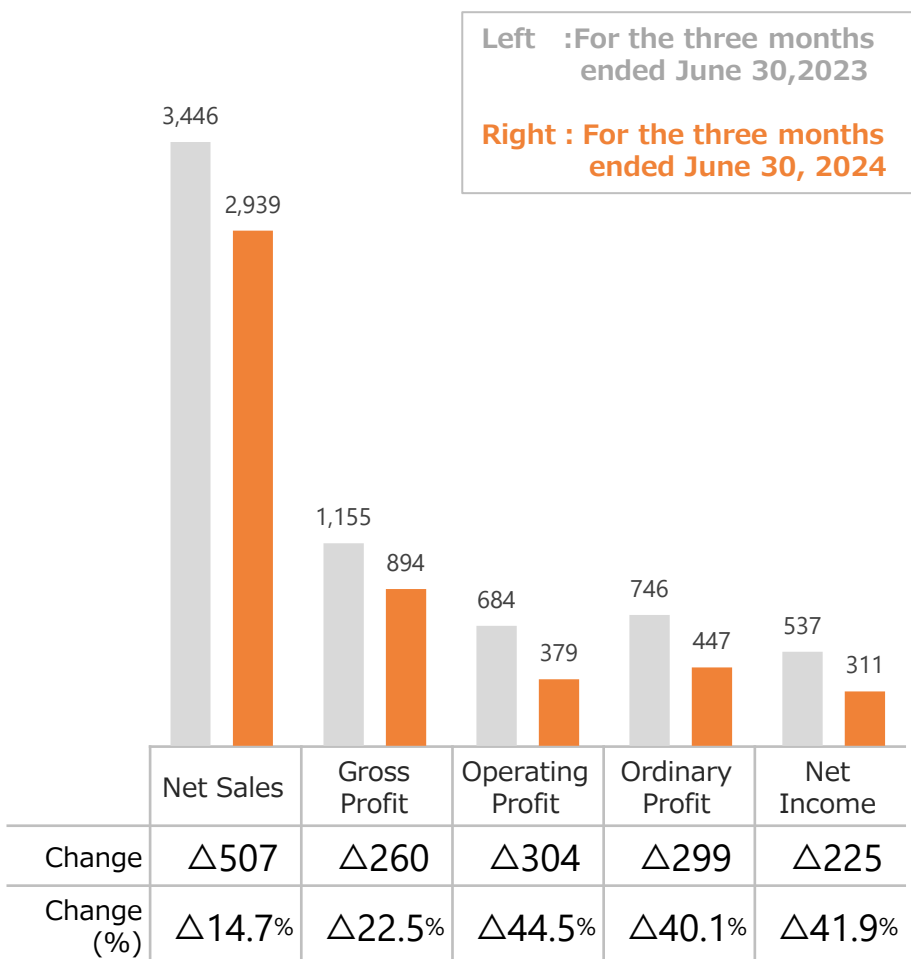
## Performance by Segment

Amounts of less than one million yen are rounded down.



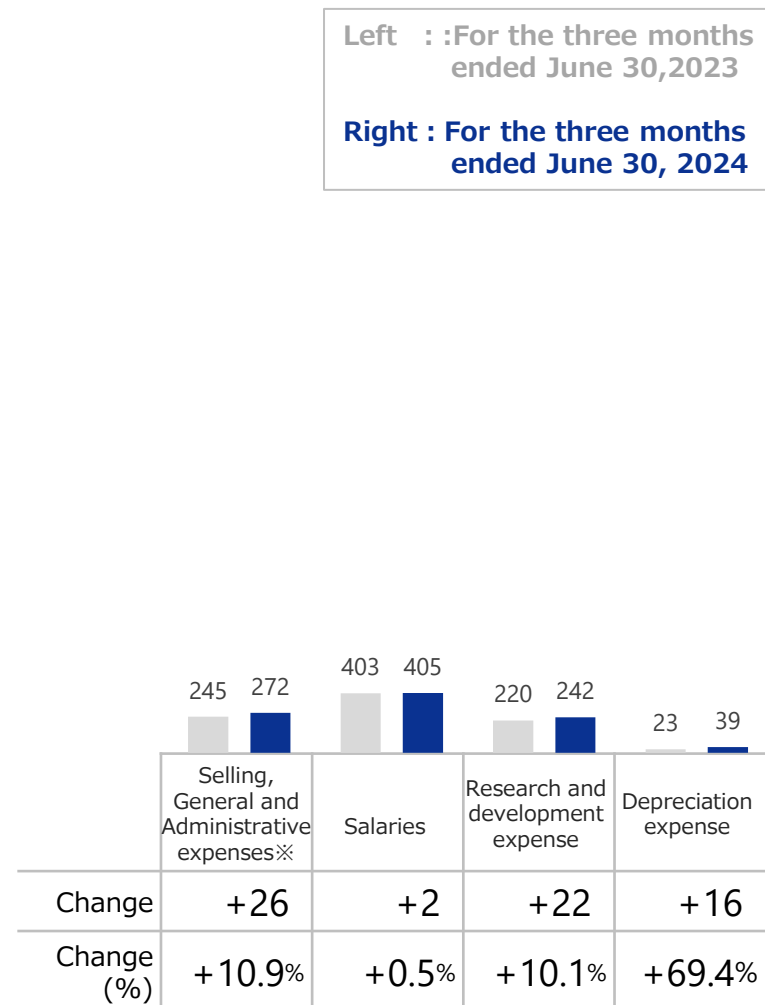
### Year on Year

#### Sales • Profit



Left : For the three months ended June 30, 2023  
 Right : For the three months ended June 30, 2024

#### Expense



Left : For the three months ended June 30, 2023  
 Right : For the three months ended June 30, 2024

※except research and development expenses

## In-house Product

※ ( )Progressing Ratio by segment

### ● Embedded Module

**Sales of medical equipment and electric equipment remained solid.**

➔ Sales 150million yen (Year on Year  $\triangle$ 21million yen  $\triangle$ 12.2%)

### ● Image processing module

**Sales reduced by the difficulty in obtaining parts was resolved except for some parts.**

➔ Sales 365million yen (Year on Year  $\triangle$ 145million yen  $\triangle$ 28.5%)

### ● Measurement equipment

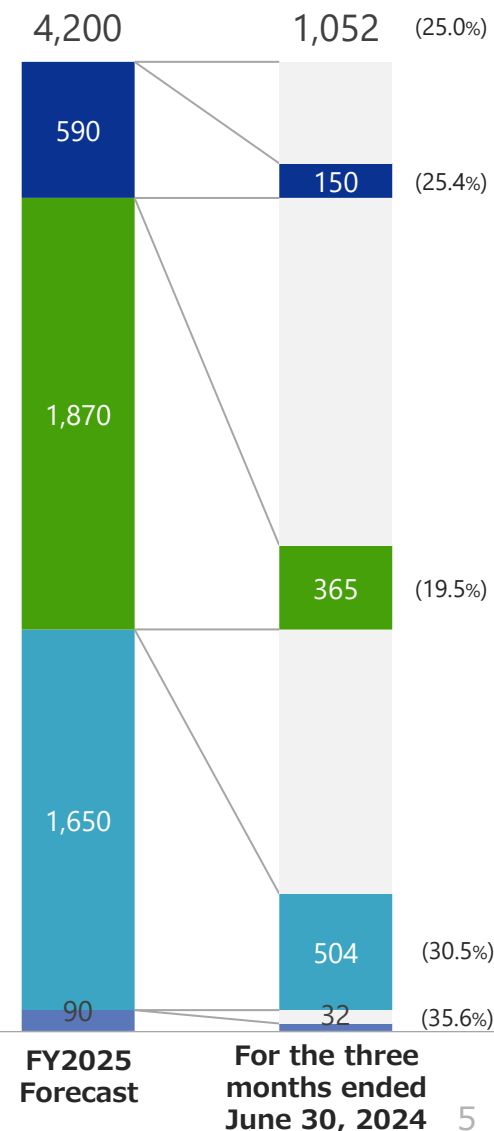
**Sales remained solid thanks to the recovery the customer for "GiGA CHANNEL"**

➔ Sales 504million yen (Year on Year +5million yen +1.0%)

### ● Others (In- house Product)

**Sales in house products remained steady**

➔ Sales 32million yen (Year on Year  $\triangle$ 11million yen  $\triangle$ 26.0%)



## Custom Order Product

※ ( )Progressing Ratio by segment

### ● Semiconductor manufacturing equipment

Semiconductor manufacturing equipment remained steady due to resolve the supply difficulties of components, backlogged products manufactured and progressed.

➔ Sales 1,579million yen (Year on Year  $\Delta$ 257million yen $\Delta$ 14.0%)

### ● Industrial control system

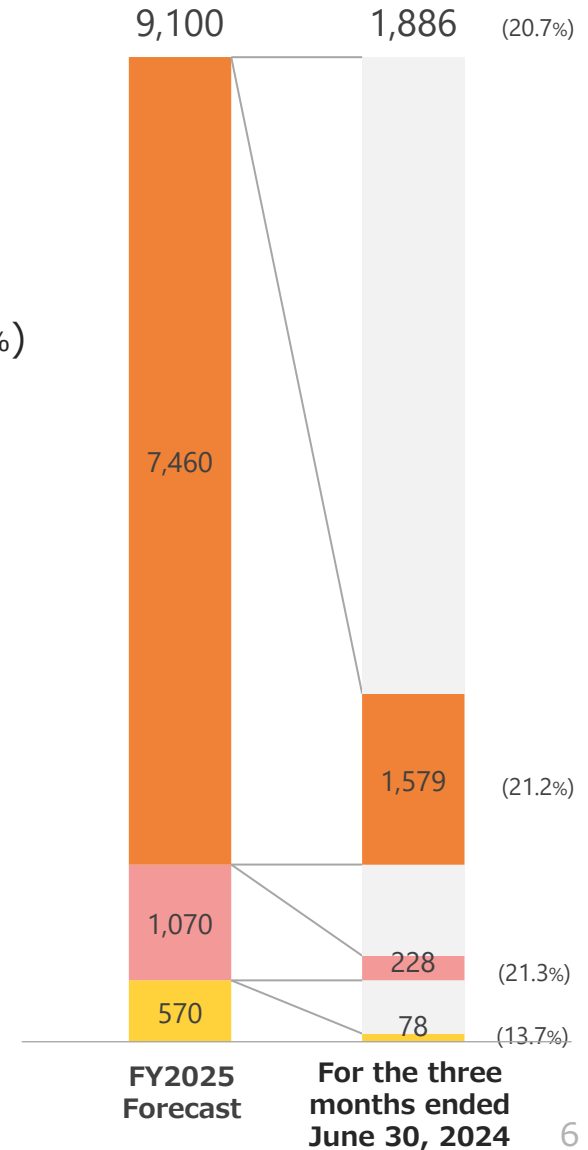
Sales decreased by adjustment of supply and demand for some customers due to decreasing the deal with the equipment of inspection

➔ Sales 228million yen (Year on Year  $\Delta$ 26million yen  $\Delta$ 10.2%)

### ● Measurement equipment

Sales decreased by adjustment of supply and demand for some customers

➔ Sales 78million yen (Year on Year $\Delta$ 51million yen  $\Delta$ 39.5%)



**Forward-looking statements for earnings and other performance data contained herein are based on information currently available to the Company asks that investors understand that changes in conditions may cause actual performance to significantly differ from these projections.**

**This document is not intended to invite investment.**

**Discission's concerning investment should be made of the user's own judgement.**